


DOCTORS ACADEMY



BETTER EDUCATION. BETTER HEALTH.

**COLLEGE OF PHYSICIANS AND
SURGEONS OF CARDIFF**



5th National Vascular Ultrasound Skills for Early-Year Trainees

Feedback - March 2026

5th National Vascular Ultrasound Skills for Early-Year Trainees

This one-day interactive course aimed to enhance the attendee's knowledge and clinical skills related to vascular ultrasound pertinent to day-to-day clinical practice. The morning session consisted of interactive discussions, whilst the afternoon session comprised of five practical stations during which the attendee gained valuable hands-on experience in ultrasound techniques that will be applicable in a clinical setting.

The attendee had opportunity to practise ultrasound skills on patients (simulated or real), as well as to visualise the normal vascular anatomy.

Course Information

Venue:	Royal Stoke University Hospital, Stoke-on-Trent
Date:	21st March 2026
Attendance:	16 Delegates
Aimed at:	FY2; FY3; CT1; CT2; ST3; ST4; Trust Grade Doctors; Non-Training Registrars
Course Fee :	£100.00



Programme

0900 – 0915 Arrival and Registration

0915 – 0930 Welcome

0930 – 1000 The Physics Behind Vascular Ultrasound
Ms Helen Payne

1000 – 1030 Interpretation of Venous Ultrasound and Clinical Application
Mr Matthew Popplewell

1030 – 1100

Coffee Break

1100 – 1130 Understanding Arterial Duplex
Dr Chris Day

1130 – 1200 Arteriovenous Assessment for AV Fistula Creation
Ms Helen Suttwood

1200 – 1245

Lunch Break

1245 – 1600 Practical Sessions (5 x 40 mins)

(A) AVF Assessment

(B) Venous Ultrasound

(C) Arterial Ultrasound

(D) Basic Doppler Skills (including ABPI and TBPI)

(E) Ultrasound-guided venous cannulation for RFA

1600 – 1615 Closing Remarks

Faculty List

Dr Chris Day

Radiology Consultant
University Hospitals of North Midlands

Dr Noman Qayyum

Radiology Consultant
University Hospitals of North Midlands

Mr Sriram Rajagopalan

Vascular Surgeon Consultant
University Hospitals of North Midlands

Mr Abdelrehman Farrag

Vascular Surgeon Consultant
University Hospitals of North Midlands

Mr Matthew Popplewell

Vascular Surgeon Consultant and Associate Professor
University of Birmingham & Russells Hall Hospital

Ms Helen Suttwood

Vascular Surgeon
University Hospitals of North Midlands

Mr Anthony Jaipersad

Vascular Surgeon Consultant
University Hospitals of North Midlands

Ms Marvi Aloro

Senior Vascular Nurse Specialist
University Hospitals of North Midlands

Ms Ezinne Nwaomu

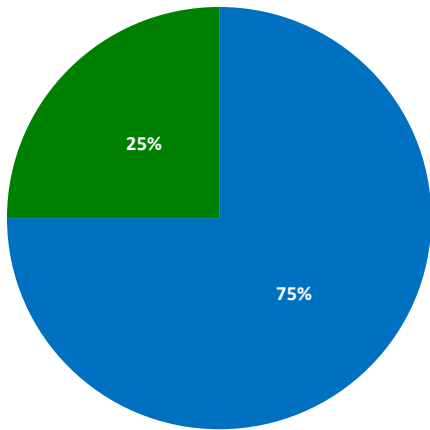
Senior Vascular Sonographer
University Hospitals of North Midlands

Ms Helen Payne

Senior Vascular Sonographer
University Hospitals of North Midlands

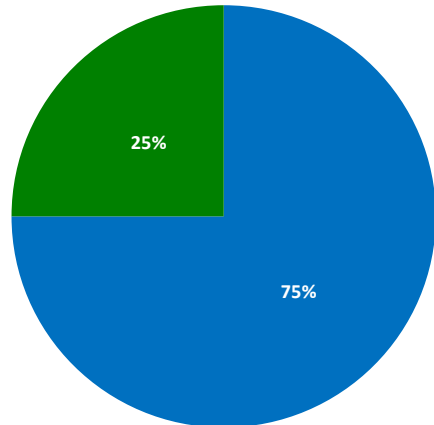
Overall Feedback

How was the content of the course?



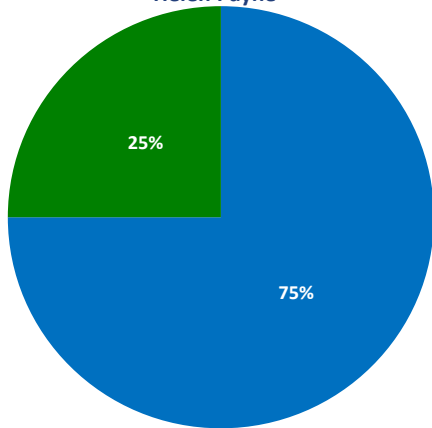
■ Excellent ■ Good ■ Neutral ■ Fair ■ Poor

How would you rate the general academic standard of the faculty?



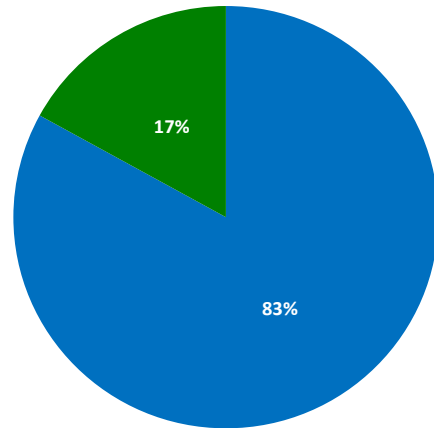
■ Excellent ■ Good ■ Neutral ■ Fair ■ Poor

The Physics Behind Vascular Ultrasound - Ms Helen Payne



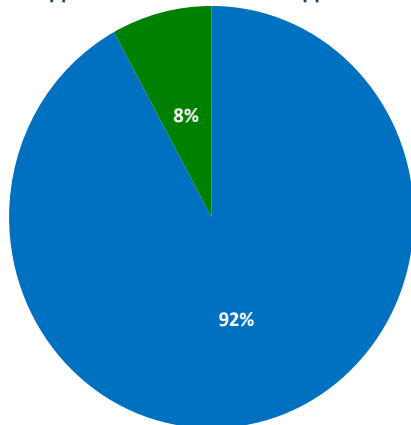
■ Excellent ■ Good ■ Neutral ■ Fair ■ Poor

Understanding Arterial Duplex - Dr Chris Day



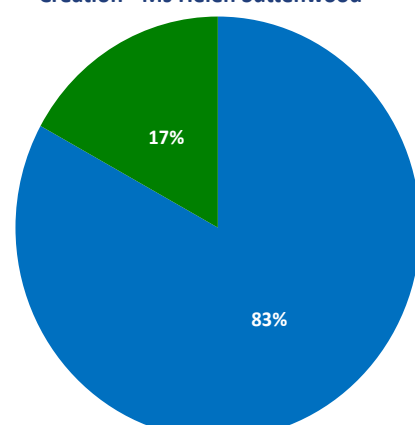
■ Excellent ■ Good ■ Neutral ■ Fair ■ Poor

Interpretation of Venous Ultrasound and Clinical Application - Mr Matthew Popplewell



■ Excellent ■ Good ■ Neutral ■ Fair ■ Poor

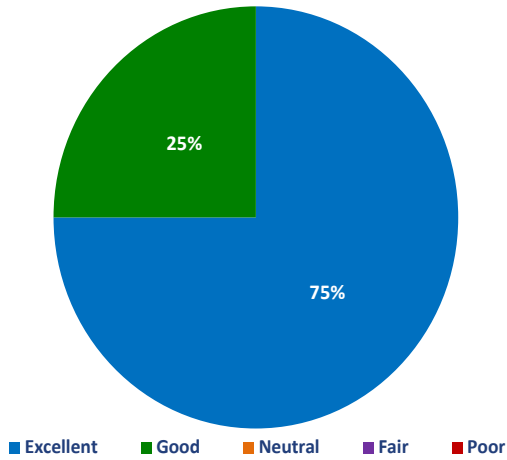
Arteriovenous Assessment for AV Fistula Creation - Ms Helen Suttentwood



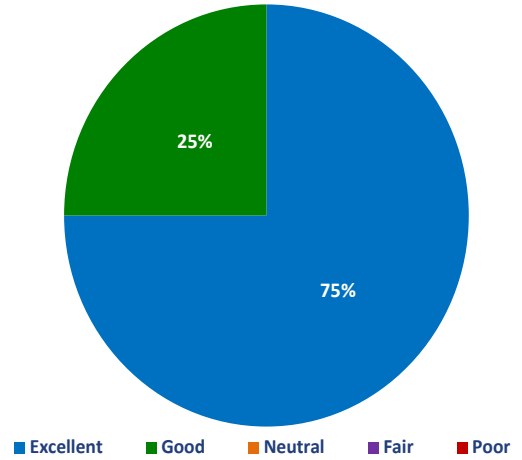
■ Excellent ■ Good ■ Neutral ■ Fair ■ Poor

Overall Feedback

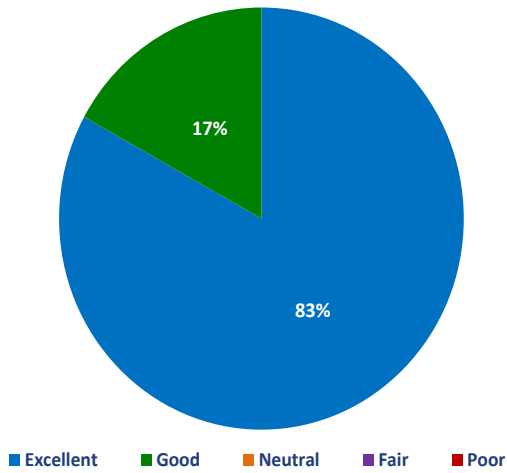
Practical Sessions - Venous ultrasound assessment



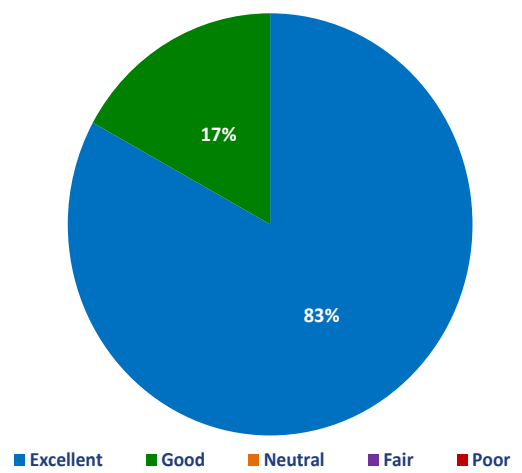
Practical Sessions - Arterio-venous fistula Assessment and planning



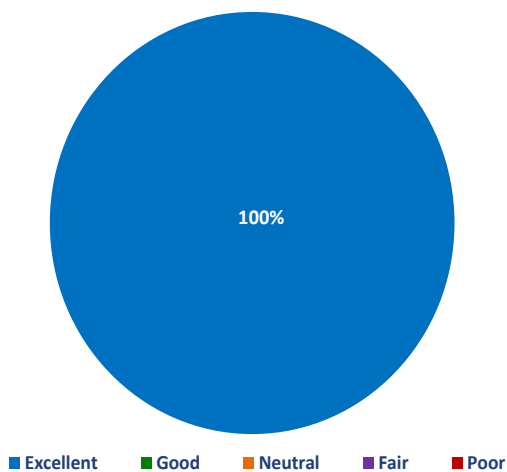
Practical Sessions - Arterial Ultrasound assessment



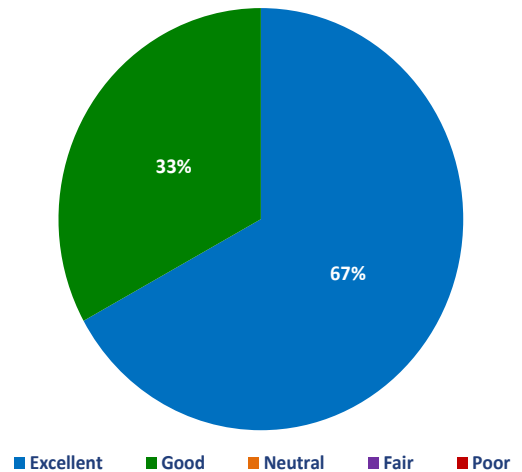
Practical Sessions - Basic Doppler Skills (including ABPI and TBPI)



Practical Sessions - Introduction to Vascular Instruments

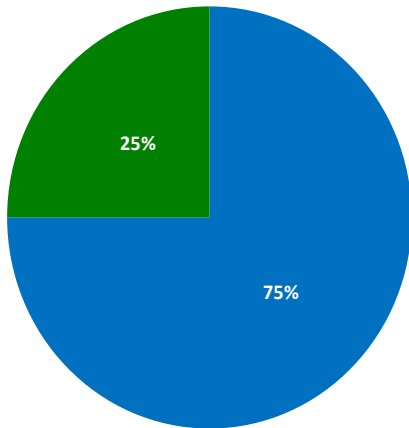


Practical Sessions - Carotid ultrasound scanning



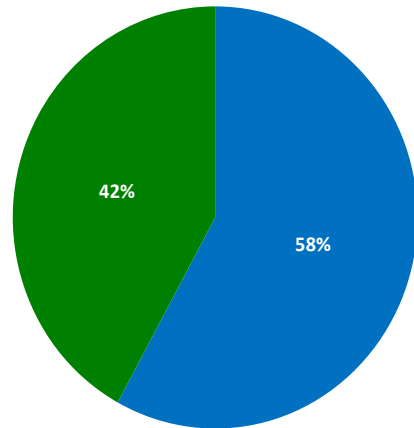
Overall Feedback

How were the facilities and venue?



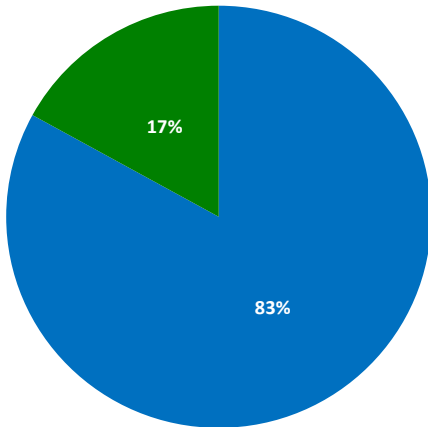
■ Excellent ■ Good ■ Neutral ■ Fair ■ Poor

How were the refreshments and lunch?



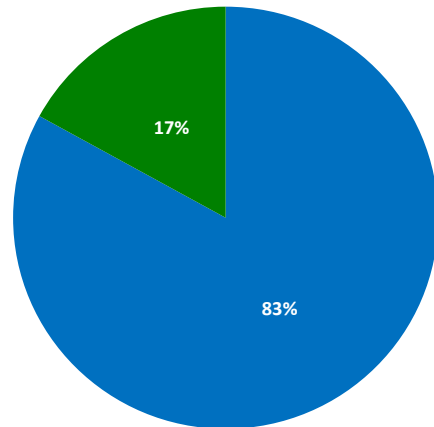
■ Excellent ■ Good ■ Neutral ■ Fair ■ Poor

How was the general friendliness of the faculty and organisers?



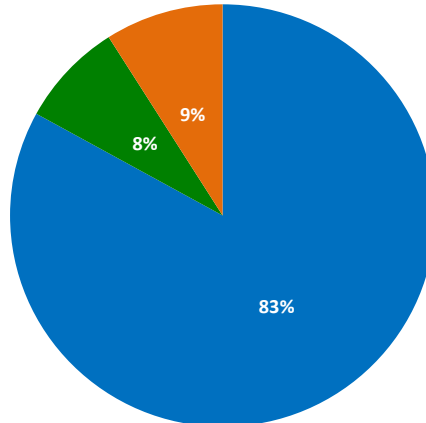
■ Very friendly ■ Friendly ■ Neutral ■ Not very friendly ■ Can't comment

Would you recommend this course to a friend?



■ Most certainly ■ Certainly ■ Probably ■ Unlikely ■ Not at all

Do you think that this course provided good value for money?



■ Most certainly ■ Certainly ■ Probably ■ Unlikely ■ Not at all

Individual Comments

The course was very good although relatively basic. I wish we had more focus on scanning with the sonographers.

GM

Leeds General Infirmary, Leeds, UK

Excellent.

AR

Glan Clwyd Hospital, Rhyl, UK

Good. Practical sessions were engaging and well thought out.

JK

University Hospitals of North Midlands NHS Trust, UK

Very good , well organized.

AR

Glan Clwyd Hospital, Rhyl, UK



DOCTORS ACADEMY

BETTER EDUCATION. BETTER HEALTH.

Doctors Academy is an international non-profit organisation which comprises of doctors, dentists and scientists. The aim of the Academy is to disseminate information and facilitate the exchange of medical knowledge between professionals from diverse backgrounds who work in various healthcare settings. In order to achieve this, a diverse range of educational activities are undertaken globally which are further complemented by our publishing house, online resources, and international events and competitions.

Courses (a selection):

Undergraduate:

- Final Year Medicine and Surgical Revision Courses
- Training the Clinical Anatomy Trainer
- Essential Surgical Skills and Principles for Aspiring Surgeons
- Clinical Anatomy as Applied to Trauma and Emergency Medicine
- Surgical Anatomy of Important Operative Procedures

Postgraduate:

Exam Preparation Courses

- MRCS Part A
- MRCS Part B OSCE
- MRCS (ENT) OSCE
- FRCS (General Surgery) Section I
- FRCS (General Surgery) Section II
- FRCS (T&O) Section II
- MRCP PACES
- ST3 Interview Preparation (General Surgery, Orthopaedic Surgery, Plastic Surgery)

Skills Development Courses

- Fresh Frozen Cadaveric Courses
- Intercollegiate Basic Surgical Skills (RCSEd)
- Essential Surgical Skills and Principles for Aspiring Surgeons
- Infant Hip Ultrasound (Graf Method) for Diagnosis and Management of Developmental Dysplasia of the Hip
- Crash Course for Orthopaedic On-Calls
- Management of Hand Fractures and Principles of Fracture Fixation
- Vascular Ultrasound Skills



Postgraduate Programmes in Surgery:

Postgraduate Certificate (PGCert) in Surgical Education

Postgraduate Diploma (PGDip) in Surgical Education

Postgraduate Certificate (PGCert) in Surgical Anatomy

Publications



publications.doctorsacademy.org

World Journal of Medical Education & Research



Peer-reviewed academic journal with ISSN.

- No fee to view, read and download articles
- No subscription charges
- No submission fees
- No manuscript processing fee
- No publishing fee
- No cost to read, write or publish!

wjmer.co.uk

Online Revision Resources

DoctorExams consists of thousands of questions with detailed explanations in MCQ, EMQ, SBA and SAQ formats. The questions have been written by the Doctors Academy group of experienced clinicians and clinical academics, with mock exams and feedback on performance included to aid a candidate's focused revision of the given topics. Based on past exams, these questions have been carefully designed to meet the needs of undergraduate students and postgraduate trainees undertaking relevant speciality exams.

Resources for:

- Medical Students
- Dental Students
- International Entrance Exams
- MRCS Part A
- MRCS Part B OSCE
- MRCS (ENT) OSCE

doctorexams.co.uk

www.doctorsacademy.org